IVR 50/40 SC

With a 50 l container capacity, the IVR 50/40 Sc is ideal for vacuuming smaller quantities of combustible and hazardous dust in continuous use in non-explosive areas.

Made in Germany

0–24 h

IE2
HIGH EFFICIENCY MOTOR

Order no.	9.989-412.0

- Cyclone-like pre-separation system
- Sound-damping
- Ergonomic container control

Technical data

EAN code		4054278695051
Power supply	**Ph / V / Hz**	3 / 400 / 50
Air flow	**l/s / m³/h**	138 / 495
Vacuum	**mbar / kPa**	140 / 14
Container capacity	**l**	50
Rated input power	**kW**	4.7
Vacuuming type		Electric
Connection nominal diameter		DN 50
Accessory nominal diameter		DN 50 / DN 40
Sound pressure level	**dB(A)**	71
Main filter dust class		M
Filter area for main filter	**m²**	1.75
Weight without accessories	**kg**	164
Weight incl. packaging	**kg**	164
Dimensions (L × W × H)	**mm**	855 × 760 × 1795

This machine requires instruction.

Equipment

Container emptying	Set-down trolley

■ Included in the scope of supply.



Particularly robust, particularly flexible

- With practical, movable suction hose port/pipe bend.
- Despite its very compact design, it features numerous options for carrying accessories.
- Machine and chassis very robust and equipped with high wall thicknesses.

Wear-resistant side channel blower

- With 4 kW power and soft start-up for vacuuming small amounts of dust and solid materials.
- For strong suction power and service life of at least 20,000 hours.
- Optimally suited for mobile use in multiple shift operation.

Convenient, manual filter cleaning

- Effortless operation by means of an ergonomically placed lever if required.
- Extends the life of the filter and thus reduces the maintenance effort.
- Identical cleaning results, regardless of the amount of force used.

IVR 50/40 Sc, 9.989-412.0, 2025-07-13

ACCESSORIES FOR IVR 50/40 SC
9.989-412.0

1

2

3

4

5

6–8

9

10–11

12

13

14

		Order no.	Description	
EMPTYING SUPPORTS				
Emptying bags				
PE emptying bag dia. 540 mm 50 l	1	9.977-885.0		■
ACCESORY SETS				
Accessory kit for solids/dust				
Accessory kit for solids/dust Expert DN 40	2	9.989-659.0	Accessory kit DN 40 for industrial vacuum cleaners (solids and dust): EVA hose (9.988-088.0), handle (9.977-679.0), standard nozzle (9.988-401.0), reducer (9.989-690.0).	☐
Accessory kit for solids/dust DN 50 Expert	3	9.989-662.0	Accessory kit DN 50 for industrial vacuum cleaners (solids and dust): EVA hose (9.988-090.0), handle (9.977-678.0), standard nozzle (9.988-402.0), reducer (9.977-772.0).	☐
NOZZLES				
Standard nozzles				
Standard PVC nozzle DN50	4	9.989-673.0	Electroconductive standard PVC nozzle. DN 50.	☐
Standard PVC nozzle DN70	5	9.989-676.0	Electroconductive standard PVC nozzle. DN 70.	☐
Standard nozzle silicone DN40	6	9.988-401.0	Stretchy standard nozzle made from silicone, inner cone DN 40.	☐
Standard nozzle silicone DN50	7	9.988-402.0		☐
Standard silicone nozzle DN70	8	9.989-672.0	Electroconductive standard silicone nozzle. DN 70.	☐
Standard nozzle cuttable rubber DN50	9	9.989-675.0	Standard nozzle, electroconductive, made from cuttable rubber. DN 50.	☐
Standard aluminium nozzle DN50	10	9.980-749.0	Diagonal nozzle made from anodised aluminium, electroconductive, DN 50.	☐
Standard aluminium nozzle DN70	11	9.989-663.0	Standard nozzle made from aluminium. Electroconductive. DN 70.	☐
Flexible standard nozzles				
Standard nozzle flexible PVC DN50	12	9.981-421.0	Electroconductive, flexible round nozzle made from galvanised steel, DN 50, with rubber mouthpiece DN 30.	☐
Standard nozzle flexible PVC DN70	13	9.981-422.0	Flexible, electroconductive standard nozzle, DN 70, with rubber mouthpiece.	☐
Standard nozzle, flexible, angled 90° PP DN50	14	9.981-430.0	Flexible, electroconductive angled nozzle, DN 50, length: 800 mm.	☐

■ Included in the scope of supply. ☐ Available accessories.

ACCESSORIES FOR IVR 50/40 SC
9.989-412.0

15

16–17

18–19


20


21

22–23

24–25

27

28–30

		Order no.	Description	
NOZZLES				
Floor nozzles				
Aluminium floor nozzle 200 mm DN50	15	9.981-426.0	Floor nozzle, DN 50, with 200 mm suction width.	☐
Aluminium floor nozzle 370 mm DN50	16	9.989-664.0	Floor nozzle. 370 mm, made from aluminium. Electroconductive. DN 50.	☐
Aluminium floor nozzle, el, 370 mm, DN50	17	9.987-612.0	Electroconductive multi-purpose floor nozzle. 370 mm wide, DN 50.	☐
Aluminium floor nozzle 500 mm DN50	18	9.989-684.0	Floor nozzle, 500 mm, made from aluminium. Electroconductive. DN 50.	☐
Aluminium floor nozzle, el, 500 mm, DN50	19	9.981-925.0	Floor nozzle with 500 mm suction width and hinge. DN 50, electroconductive.	☐
Stainless steel floor nozzle el 370 mm DN50	20	9.988-115.0	Floor nozzle (370 mm) made from stainless steel, electroconductive, DN 50.	☐
Floor nozzle rubber strip oil-resistant. 220 mm	21	9.981-923.0	Squeegee with plastic strip for floor nozzle, 220 mm wide.	☐
Floor nozzle rubber strip 370 mm	22	9.981-914.0	Squeegee with profiled strip for floor nozzle, 370 mm wide.	☐
Floor nozzle rubber strip 500 mm	23	9.981-915.0	Oil-resistant squeegee with profiled strip for floor nozzle, 500 mm wide.	☐
Floor nozzle brush strip el. 370 mm	24	9.984-939.0	Electroconductive squeegee for floor nozzle, 370 mm wide.	☐
Floor nozzle brush strip 500 mm	25	9.980-764.0	Brush strip set for floor nozzle 500 mm, with profiled strip.	☐
Crevice nozzles				
Crevice nozzle PP 15 mm × 145 mm DN50	26	9.988-117.0	Electroconductive, flat multi-purpose crevice nozzle made from plastic, DN 52.	☐
Crevice nozzle PU 22 mm × 175 mm DN50	27	9.981-482.0	Crevice nozzle made from PU, DN 50.	☐
Crevice nozzle 18 mm × 120 mm DN50	28	9.981-442.0	Electroconductive crevice nozzle made from sheet steel, DN 50, with 17 mm slot width.	☐

■ Included in the scope of supply. ☐ Available accessories.

ACCESSORIES FOR IVR 50/40 SC
9.989-412.0

28–30

31

32

33, 35

34

36

37

38

39

40

41

42

		Order no.	Description	
NOZZLES				
Crevice nozzles				
Crevice nozzle 25 mm × 120 mm DN50	29	9.981-465.0	Electroconductive crevice nozzle made from sheet steel, DN 50, with 25 mm slot width.	☐
Crevice nozzle 28 mm × 120 mm DN70	30	9.981-444.0	Electroconductive crevice nozzle made from sheet steel, DN 70, with 30 mm slot width.	☐
Stainless steel crevice nozzle 22 mm × 220 mm DN50	31	9.988-123.0	Stainless steel crevice nozzle, DN 42, suitable for use with foods.	☐
Flexible crevice nozzles				
Flexible crevice nozzle silicone 65 mm DN50	32	9.988-403.0	Flexible crevice nozzle made from silicone, DN 50.	☐
Flexible crevice nozzle 11 mm × 58 mm DN40	33	9.989-681.0	Electroconductive and flexible crevice nozzle, 11 × 58 mm.	☐
Flexible crevice nozzle 12 mm × 45 mm DN50	34	9.981-424.0	Flexible, electroconductive galvanised crevice nozzle, DN 50, with 13 mm slot width.	☐
Flexible crevice nozzle 20 mm × 45 mm DN50	35	9.981-425.0	Flexible and electroconductive crevice nozzle made from galvanised steel with 20 mm slot width, DN 50.	☐
Surface nozzles				
Silicone surface nozzle 120 mm DN50	36	9.988-119.0	Electroconductive rubber nozzle, angled, DN 50, suitable for use with foods.	☐
Aluminium surface nozzle 150 mm DN50	37	9.989-665.0	Surface nozzle, 150 mm, made from aluminium. DN 50.	☐
Liquid nozzles				
Liquid nozzle 900 mm DN50	38	9.981-427.0	Bypass nozzle, DN 50, overall length: 1000 mm.	☐
Borehole nozzles				
Blind hole nozzle DN40	39	9.989-671.0	90° curved blind hole nozzle with 60 mm diameter.	☐
Blind hose nozzle angled 60° DN40	40	9.989-669.0	90° curved blind hole nozzle with 48 mm diameter. DN 40.	☐
Blind hole nozzle angled 90° DN40	41	9.989-667.0	90° curved blind hole nozzle with 60 mm diameter. DN 40.	☐
Blind hose nozzle angled 90° 200 mm extension DN40	42	9.989-670.0	90° curved blind hole nozzle with 48 mm diameter. DN 40.	☐

■ Included in the scope of supply. ☐ Available accessories.

ACCESSORIES FOR IVR 50/40 SC
9.989-412.0

43

44

45

46–47, 49–50
176–181

48, 51

52, 55–56

53

54, 57

		Order no.	Description	
BRUSHES				
Standard brushes				
Standard brush 40 mm DN50	43	9.981-432.0	Flat brush nozzle DN 50.	☐
End brushes				
End brush Ø 82 mm DN50	44	9.989-608.0	Electroconductive end brush with 82 mm diameter. DN 50.	☐
Surface brushes				
Surface brush 300 mm DN50	45	9.981-912.0	Vacuum brush, 300 mm, with 45° connection, with star screw, horsehair bristles.	☐
HOSES				
PVC				
Hose PVC DN50 3 m	46	9.989-615.0	Electroconductive PVC hose, DN 50. Temperature-resistant up to 85 °C. Length: 3 m.	☐
Hose PVC DN50 5 m	47	9.989-616.0	Electroconductive PVC hose, DN 50. Temperature-resistant up to 85 °C. Length: 5 m.	☐
PVC hose DN50 15 m without connectors	48	9.989-634.0	PVC hose without tap adapter, DN 50. Electroconductive and temperature-resistant up to 85 °C. Length: 15 m.	☐
Hose PVC DN70 3 m	49	9.989-635.0	Electroconductive PVC hose, DN 70. Temperature-resistant up to 85 °C. Length: 3 m.	☐
Hose PVC DN70 5 m	50	9.989-643.0	PVC hose, DN 70. Temperature-resistant up to 85 °C and electroconductive. Length: 5 m.	☐
PVC hose DN70 15 m without connectors	51	9.989-636.0	PVC hose without tap adapter, DN 70. Electroconductive and temperature-resistant up to 85 °C. Length: 15 m.	☐
EVA hoses				
Hose EVA NW50 3 m	52	9.988-090.0	Electroconductive hose with NW50. Suitable for temperatures up to 65°C. Length: 3 m.	☐
Hose EVA NW50 5 m	53	9.988-091.0		☐
EVA hose DN50 15 m without connectors	54	9.989-631.0	EVA hose without tap adapter, DN 50. Electroconductive and temperature-resistant up to 65 °C. Length: 15 m.	☐
Hose EVA DN70 3 m	55	9.989-613.0	Electroconductive EVA hose, DN 70. Temperature-resistant up to 65 °C. Length: 3 m.	☐
Hose EVA DN70 5 m	56	9.989-624.0	Electroconductive EVA hose, DN 70. Temperature-resistant up to 65 °C. Length: 5 m.	☐

☐ Available accessories.

ACCESSORIES FOR IVR 50/40 SC
9.989-412.0

54, 57

58–59

60–61, 63–64, 182–187

62, 65

66–67, 69–70, 188–191

68, 71

		Order no.	Description	
HOSES				
EVA hoses				
EVA hose DN70 15 m without connectors	57	9.989-632.0	EVA hose without tap adapter, DN 70. Electroconductive and temperature-resistant up to 65 °C. Length: 15 m.	☐
Hose installation sets				
Hose installation kit DN50	58	9.989-628.0	Multipiece hose connection kit, DN 50.	☐
Hose installation kit DN70	59	9.989-629.0	Multipiece hose connection kit, DN 70.	☐
PU hoses				
Hose PU DN50 3 m	60	9.989-619.0	Oil-resistant, electroconductive PU hose, DN 50. Suitable for abrasive suction media and temperature-resistant up to 80 °C. Length: 3 m.	☐
Hose PU DN50 5 m	61	9.989-620.0	Oil-resistant, electroconductive PU hose, DN 50. Suitable for abrasive suction media and temperature-resistant up to 80 °C. Length: 5 m.	☐
PU hose DN50 15 m without connectors	62	9.989-638.0	PU hose without tap adapter, DN 50. Electroconductive and temperature-resistant up to 80 °C. Length: 15 m.	☐
Hose PU DN70 3 m	63	9.989-644.0	Oil-resistant, electroconductive PU hose, DN 70. Temperature-resistant up to 80 °C, suitable for abrasive suction media. Length: 3 m.	☐
Hose PU DN70 5 m	64	9.989-645.0	Oil-resistant, electroconductive PU hose, DN 70. Temperature-resistant up to 80 °C, suitable for abrasive suction media. Length: 5 m.	☐
PU hose DN70 15 m without connectors	65	9.989-639.0	PU hose without tap adapter, DN 70. Electroconductive and temperature-resistant up to 85 °C. Length: 15 m.	☐
ME-PU-hoses				
Hose ME-PU DN50 3 m	66	9.989-623.0	Electroconductive, oil-resistant ME-PU hose, DN 50. Suitable for abrasive suction media and temperature-resistant up to 110 °C. Length: 3 m.	☐
Hose ME-PU DN50 5 m	67	9.989-625.0	Electroconductive, oil-resistant ME-PU hose, DN 50. Suitable for abrasive suction media and temperature-resistant up to 110 °C. Length: 5 m.	☐
ME-PU hose DN50 15 m without connectors	68	9.989-641.0	Electroconductive, oil-resistant ME-PU hose without tap adapter, DN 50. Suitable for abrasive suction media and temperature-resistant up to 110 °C. Length: 15 m.	☐
Hose ME-PU DN70 3 m	69	9.989-646.0	Oil-resistant, electroconductive ME-PU hose, DN 70. Temperature-resistant up to 110 °C, suitable for abrasive suction media. Length: 3 m.	☐
Hose ME-PU DN70 5 m	70	9.989-648.0	Oil-resistant, electroconductive ME-PU hose, DN 70. Temperature-resistant up to 110 °C, suitable for abrasive suction media. Length: 5 m.	☐

☐ Available accessories.

ACCESSORIES FOR IVR 50/40 SC
9.989-412.0

68, 71

72–73

74

75

76

77–78

79–80

81–82

83–84

		Order no.	Description	
HOSES				
ME-PU-hoses				
ME-PU hose DN70 15 m without connectors	71	9.989-642.0	Electroconductive, oil-resistant ME-PU hose without tap adapter, DN 70. Suitable for abrasive suction media and temperature-resistant up to 110 °C. Length: 15 m.	☐
HANDLES				
Elbow aluminium 45° DN40	72	9.989-544.0	45° curved handle made from aluminium, DN 40.	☐
Elbow aluminium 45° DN50	73	9.989-547.0	Handle with 45° bend. Made from aluminium, DN 50.	☐
Handle DN50, curved	74	9.977-678.0	Electroconductive and 45° curved handle made from stainless steel. Inner cone DN 50.	☐
Handle DN 70	75	9.977-677.0		☐
Stainless steel handle NW50	76	9.988-111.0	Curved and electroconductive handle made from stainless steel. Angle 45°, inner cone NW 50.	☐
SUCTION TUBES				
Carbon suction tube 1500 mm DN40	77	9.989-552.0	Very light carbon extension tube, electroconductive, DN 40. Length: 1500 mm.	☐
Carbon suction tube 1500 mm DN50	78	9.989-553.0	Electroconductive, very light carbon extension tube. Inner cone DN 50, 1500 mm long.	☐
Suction tube 850 mm DN 50	79	9.977-531.0	850 mm long extension tube made from steel. Electroconductive and with inner cone DN 50.	☐
Suction tube 850 mm DN 70	80	9.981-910.0	Electroconductive extension tube, internal cone DN 70, 850 mm total length.	☐
Aluminium suction tube 1500 mm NW40	81	9.989-038.0	Aluminium extension tube, electroconductive, NW 40. Length: 1500 mm.	☐
Aluminium suction tube 1500 mm NW50	82	9.989-035.0	Electrically conductive suction tube (1500 mm) made of aluminium with 50 mm diameter.	☐
Stainless steel suction tube 850 mm NW40	83	9.989-039.0	Stainless steel extension tube, electroconductive, NW 40. Length: 850 mm.	☐
Stainless steel suction tube 850 mm NW50	84	9.988-114.0	Electroconductive extension tube made from stainless steel. Inner cone NW 50.	☐

☐ Available accessories.

ACCESSORIES FOR IVR 50/40 SC
9.989-412.0

85

86

87

88

89–90

91

92–93

94

95

96

98

		Order no.	Description	
ADAPTERS / REDUCERS / DISTRIBUTORS				
Accessories adapter				
Adapter accessories DN 50 to DN 51	85	9.989-603.0	Steel adapter for connection of DN 50 to DN 51. Electroconductive.	☐
Adapter accessories DN 51 to DN 50	86	9.989-601.0	Steel adapter for connection of DN 51 to DN 50. Electroconductive.	☐
Adapter accessories DN50 to DN61	87	9.989-602.0	Steel adapter for connection of DN 50 to DN 61. Electroconductive.	☐
Adapter accessories DN 61 to DN 50	88	9.989-604.0	Steel adapter for connection of DN 61 to DN 50. Electroconductive.	☐
Reducers/expanders				
Reducer DN 70 to DN 50	89	9.977-772.0		☐
Reduction DN70 to DN40	90	9.989-690.0	Electroconductive steel reducer for reduction from DN 70 to DN 40.	☐
Reduction DN50 to DN40	91	9.981-231.0	Reducer from DN 50 to DN 40. Material: Steel. Electroconductive.	☐
Stainless steel reducer DN 70 to DN 50	92	9.989-712.0		☐
Stainless steel reducer DN 70 to DN 40	93	9.989-713.0		☐
Expander				
Expansion DN50 to DN70	94	9.981-921.0	Reducer from external cone DN 50 to internal cone DN 70. Material: Steel. Electroconductive.	☐
Distributor				
Y distributor DN 70 to DN 50	95	9.989-611.0	Electroconductive steel fitting, DN 70/DN 50 / DN 50.	☐
FILTERS				
Surface filter				
Surface filter PE L 0.45 m²	96	9.980-180.0	Flat filter for dust class L with 470 mm diameter. Electroconductive and 0.45 m² filter area.	☐
PRE-SEPARATORS				
Pre-separator				
Pre-separator Ef solid materials 100 l DN70	97	9.982-238.0	Mobile pre-separator station with 100 l volume and discharge flap.	☐
Pre-separator dust 40 l DN40	98	9.989-687.0		☐

☐ Available accessories.

ACCESSORIES FOR IVR 50/40 SC
9.989-412.0

100

101–104

105–108

109–111

112–114

		Order no.	Description	
PRE-SEPARATORS				
Pre-separator				
Pre-separator dust 60 l DN50	99	9.989-688.0		☐
Pre-separator drum 200 l	100	9.989-685.0	Standard drum which complies with the ISO 15750-2 standard.	☐
Pre-separator lid				
Pre-separator cover Op liquids ø 517 mm DN70	101	9.981-666.0	Pre-separator cover DN 70. Suitable for containers with 517 mm diameter.	☐
Pre-separator cover Op liquids ø 575 mm DN70	102	9.981-662.0	Pre-separator cover DN 70 for 200 litre standard drum (9.989-685.0).	☐
Pre-separator cover solid materials ø 517 mm DN70	103	9.981-665.0	Pre-separator cover DN 70. Suitable for containers with 517 mm diameter.	☐
Pre-separator cover solid materials ø 575 mm DN70	104	9.981-661.0	Pre-separator cover DN 70 for 200 litre standard drum (9.989-685.0).	☐
ACCESSORIES STATIONARY				
IV pipelines				
IV pipe Ø 42.4 mm	105	9.980-451.0		☐
IV pipe Ø 60 mm	106	9.980-452.0		☐
IV pipe Ø 75 mm	107	9.980-453.0		☐
IV pipe Ø 100 mm	108	9.980-455.0		☐
IV pipe elbow 30° Ø 60.3 mm	109	9.980-545.0		☐
IV pipe elbow 30° Ø 76.1 mm	110	9.980-546.0		☐
IV pipe elbow 30° Ø 101.6 mm	111	9.980-547.0		☐
IV pipe elbow 45° ø 60.3 mm	112	9.980-548.0		☐

☐ Available accessories.

ACCESSORIES FOR IVR 50/40 SC
9.989-412.0

		Order no.	Description	
ACCESSORIES STATIONARY				
IV pipelines				
IV pipe elbow 45° ø 76.1 mm	113	9.980-549.0		☐
IV pipe elbow 45° ø 101.6 mm	114	9.980-550.0		☐
IV pipe elbow 60° ø 60.3 mm	115	9.980-551.0		☐
IV pipe elbow 60° ø 76.1 mm	116	9.980-552.0		☐
IV pipe elbow 60° ø 60.3 mm	117	9.980-553.0		☐
IV pipe elbow 90° ø 42.4 mm	118	9.985-373.0	Pipe elbow, hardened, made from coated steel with 2.6 mm wall thickness and 90° bend.	☐
IV pipe elbow 90° ø 60.3 mm	119	9.980-554.0		☐
IV pipe elbow 90° ø 76.1 mm	120	9.980-555.0		☐
IV pipe elbow 90° ø 101.6 mm	121	9.980-556.0		☐
IV pipe reduction Ø 120 mm to 100 mm	122	9.981-335.0	Reducer, painted, made from steel with 2 mm wall thickness. For reduction from 120 to 100 mm diameter. Length: 350 mm.	☐
IV pipe reduction Ø 120 mm to 60 mm	123	9.981-337.0	Reducer, painted, made from steel with 2 mm wall thickness. For reduction from DN 120 to DN 70. Length: 350 mm.	☐
IV pipe reduction Ø 100 mm to 75 mm	124	9.981-334.0	Steel reducer with 2 mm wall thickness for reduction from 100 to 75 mm diameter. Length: 350 mm.	☐
IV pipe reduction Ø 100 mm to 60 mm	125	9.981-336.0	Steel reducer with 2 mm wall thickness for reduction from 100 to 60 mm diameter. Length: 350 mm.	☐
IV pipe reduction Ø 80 mm to 75 mm	126	9.980-494.0		☐

☐ Available accessories.

ACCESSORIES FOR IVR 50/40 SC
9.989-412.0

122–129


130–140

		Order no.	Description	
ACCESSORIES STATIONARY				
IV pipelines				
IV pipe reduction Ø 80 mm to 60 mm	127	9.980-493.0		☐
IV pipe reduction Ø 75 mm to 60 mm	128	9.981-333.0	Reducer, painted, made from steel with 2 mm wall thickness. For reduction from 75 to 60 mm diameter. Length: 350 mm.	☐
IV pipe reduction Ø 60 mm to 42.2 mm	129	9.981-228.0		☐
IV pipe manifold 30° branch Ø 120 mm to 100 mm	130	9.981-129.0		☐
IV pipe manifold 30° branch Ø 120 mm to 75 mm	131	9.981-127.0		☐
IV pipe manifold 30° branch Ø 100 mm to 75 mm	132	9.981-126.0		☐
IV pipe manifold 30° branch Ø 100 mm to 60 mm	133	9.981-124.0		☐
IV pipe manifold 30° branch Ø 75 mm to 60 mm	134	9.981-123.0		☐
IV pipe manifold 30° branch Ø 60 mm to 42.4 mm	135	9.981-258.0	Pipe branch, 600 mm long, made from steel with 30° bend and 2 mm wall thickness. Diameter: 60/60/42.4 mm.	☐
IV pipe manifold 30° branch Ø 120 mm	136	9.981-130.0		☐
IV pipe manifold 30° branch Ø 100 mm	137	9.981-128.0		☐
IV pipe manifold 30° branch Ø 75 mm	138	9.981-125.0		☐
IV pipe manifold 30° branch Ø 60 mm	139	9.981-122.0		☐
IV pipe manifold 30° branch Ø 42.4 mm	140	9.981-259.0	Pipe branch, 600 mm long, made from steel with 30° bend and 2 mm wall thickness. Diameter: 42.4/42.4/42.4 mm.	☐

☐ Available accessories.

ACCESSORIES FOR IVR 50/40 SC
9.989-412.0

141–145

146–149

150–15

		Order no.	Description	
ACCESSORIES STATIONARY				
IV pipelines				
IV pipe manifold Y-piece Ø 120 mm to 100 mm	141	9.981-135.0		☐
IV pipe manifold Y-piece Ø 100 mm to 75 mm	142	9.981-134.0		☐
IV pipe manifold Y-piece Ø 80 mm to 60 mm	143	9.981-133.0		☐
IV pipe manifold Y-piece Ø 75 mm to 60 mm	144	9.981-132.0		☐
IV pipe manifold Y-piece Ø 60 mm to 42 mm	145	9.981-131.0		☐
IV pipe connectors/fastenings				
IV pipe coupling Ø 42.4 mm	146	9.980-445.0		☐
IV pipe coupling Ø 60 mm	147	9.980-446.0		☐
IV pipe coupling Ø 75 mm	148	9.980-447.0		☐
IV pipe coupling Ø 100 mm	149	9.980-449.0		☐
IV pipe clamp Ø 41 – 44 mm	150	9.980-463.0		☐
IV pipe clamp Ø 60 – 63 mm	151	9.980-464.0		☐
IV pipe clamp Ø 74 – 78 mm	152	9.980-465.0		☐
IV pipe clamp Ø 99 – 103 mm	153	9.980-466.0		☐
IV pipe clamp Ø 116 – 120 mm	154	9.980-467.0		☐

☐ Available accessories.

ACCESSORIES FOR IVR 50/40 SC
9.989-412.0


155

156–158

159–161

162

163

164

165

166

167–168

		Order no.	Description	
ACCESSORIES STATIONARY				
IV pipe connectors/fastenings				
IV pipe floor support	155	9.981-118.0		☐
IV pipe on hose adapter, female Ø 42.2 to DN40	156	9.981-256.0		☐
IV pipe on hose adapter, female Ø 60 to DN50	157	9.981-166.0		☐
IV pipe on hose adapter, female Ø 75 to DN70	158	9.981-170.0		☐
IV pipe on hose adapter, male Ø 42.2 to DN40	159	9.981-257.0	Steel adapter with 2 mm wall thickness. For connecting pipe and hose, DN 40, to diameter 42.4 × 2.0 mm.	☐
IV pipe on hose adapter, male Ø 60 to DN50	160	9.981-332.0	Steel reducer with 2 mm wall thickness. End piece with external cone DN 50 to diameter 60.0 × 2.0 mm.	☐
IV pipe on hose adapter, male Ø 75 to DN70	161	9.981-195.0		☐
Suction point accessories				
Suction point standard PVC nozzle DN40	162	9.981-454.0	Elastic nozzle DN 40 for jet cookers.	☐
Suction point standard PVC nozzle DN50	163	9.981-455.0	Elastic nozzle DN 50 for jet cookers.	☐
Suction point, standard brush DN40	164	9.981-436.0	Steel brush nozzle with 2.6 mm wall thickness for jet cookers, DN 40.	☐
Suction point nozzle holder	165	9.981-520.0	For mounting intended nozzle holders made from steel to a wall. Suitable for nozzles with DN 40, DN 50 and DN 70.	☐
Suction point nozzle holder with limit switch	166	9.982-111.0	Jet cookers with sensor, for wall mounting. Suitable for nozzles DN 40, DN 50 and DN 70.	☐
Suction point hose hanger with limit switch ø 60 mm	167	9.982-083.0	Hose holder with limit switch for fastening to pipelines with 60 mm diameter.	☐
Suction point hose hanger with limit switch ø 75 mm	168	9.982-092.0	Hose holder with limit switch for fastening to pipelines with 75 mm diameter.	☐

☐ Available accessories.

ACCESSORIES FOR IVR 50/40 SC
9.989-412.0

169


170–171

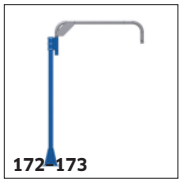
172–173

174–175

46–47, 49–50,
176–181

60–61, 63–64,
182–187

		Order no.	Description	
ACCESSORIES STATIONARY				
Suction point accessories				
Suction point hose hanger with limit switch	169	9.982-093.0	Hose holder with limit switch for wall mounting.	☐
Suction point suction arm DN50 without hose	170	9.981-776.0	Swivel arm DN 50 with relevant wall mounting. Arm length: 2 m.	☐
Suction point suction arm DN70 without hose	171	9.981-775.0	Swivel arm DN 70 with relevant wall mounting. Arm length: 2 m.	☐
Suction point suction arm DN50 without hose	172	9.981-781.0	Swivel arm DN 50 with floor support (100 × 100 mm), arm length: 2 m.	☐
Suction point suction arm DN70 without hose	173	9.981-780.0	Swivel arm DN 70 with floor support (100 × 100 mm), arm length: 2 m.	☐
Suction point suction arm DN70	174	9.981-920.0	Suction arm DN 70 to DN 100, arm length: 2.5 m.	☐
Suction point suction arm DN100	175	9.983-121.0	Suction arm DN 100, arm length: 2.5 m. Suction head with 150 mm diameter.	☐
Suction point PVC hose DN40 3m	176	9.989-701.0		☐
Suction point PVC hose DN40 5m	177	9.989-702.0		☐
Suction point PVC hose DN50 3m	178	9.989-693.0		☐
Suction point PVC hose DN50 5m	179	9.989-694.0		☐
Suction point PVC hose DN70 3m	180	9.989-703.0		☐
Suction point PVC hose DN70 5m	181	9.989-704.0		☐
Suction point PU hose DN40 3m	182	9.989-705.0		☐

☐ Available accessories.

ACCESSORIES FOR IVR 50/40 SC
9.989-412.0

60-61, 63-64, 182–187

66-67, 69-70, 188–191

192, 194

193, 198

195

196–197, 200

		Order no.	Description	
ACCESSORIES STATIONARY				
Suction point accessories				
Suction point PU hose DN40 5m	183	9.989-706.0		☐
Suction point PU hose DN50 3m	184	9.989-695.0		☐
Suction point PU hose DN50 5m	185	9.989-696.0		☐
Suction point PU hose DN70 3m	186	9.989-707.0		☐
Suction point PU hose DN70 5m	187	9.989-708.0		☐
Suction point ME-PU hose DN40 3m	188	9.989-697.0		☐
Suction point ME-PU hose DN40 5m	189	9.989-698.0		☐
Suction point ME-PU hose DN50 3m	190	9.989-699.0		☐
Suction point ME-PU hose DN50 5m	191	9.989-700.0		☐
Hose end piece, rotatable, female DN40	192	9.989-654.0	Rotatable hose end, DN 40, electrically conductive.	☐
Hose end piece, rotatable, female DN50	193	9.989-653.0	Rotatable hose end, DN 50, electroconductive.	☐
Hose end piece, rotatable, female DN70	194	9.989-652.0	Rotatable hose end, DN 70, electroconductive.	☐
Hose end piece, male DN40	195	9.981-142.0	Steel hose connection piece with 2 mm wall thickness and DN 40 external cone.	☐
Hose end piece, male DN50	196	9.980-472.0		☐

☐ Available accessories.

ACCESSORIES FOR IVR 50/40 SC
9.989-412.0

196–197, 200

193, 198

199

201

202

203–204

		Order no.	Description	
ACCESSORIES STATIONARY				
Suction point accessories				
Hose end piece, male DN70	197	9.981-144.0	Steel hose connection piece with 2 mm wall thickness and DN 70 external cone.	☐
Hose end connector, female, stainless steel DN 40	198	9.989-716.0		☐
Hose end connector, female, stainless steel DN 50	199	9.989-714.0		☐
Hose end connector, male, stainless steel DN 40	200	9.989-717.0		☐
Hose end connector, male, stainless steel DN 50	201	9.989-715.0		☐
Hose installation kit DN40 without end pieces	202	9.981-563.0	Multi-part connection kit for hose connections in nominal width DN 40. The kit consists of two black hose sleeves and the corresponding pipe clamps.	☐
Hose installation kit DN50 without end pieces	203	9.981-561.0	Multi-part connection kit for hose connections in nominal width DN 50. The kit consists of two black hose sleeves and the corresponding pipe clamps.	☐
Hose installation kit DN70 without end pieces	204	9.981-562.0	Multi-part connection kit for hose connections in nominal width DN 70. The kit consists of two black hose sleeves and the corresponding pipe clamps.	☐

☐ Available accessories.